

COVID-19 Data Briefing

8th October 2020

Public Health Team

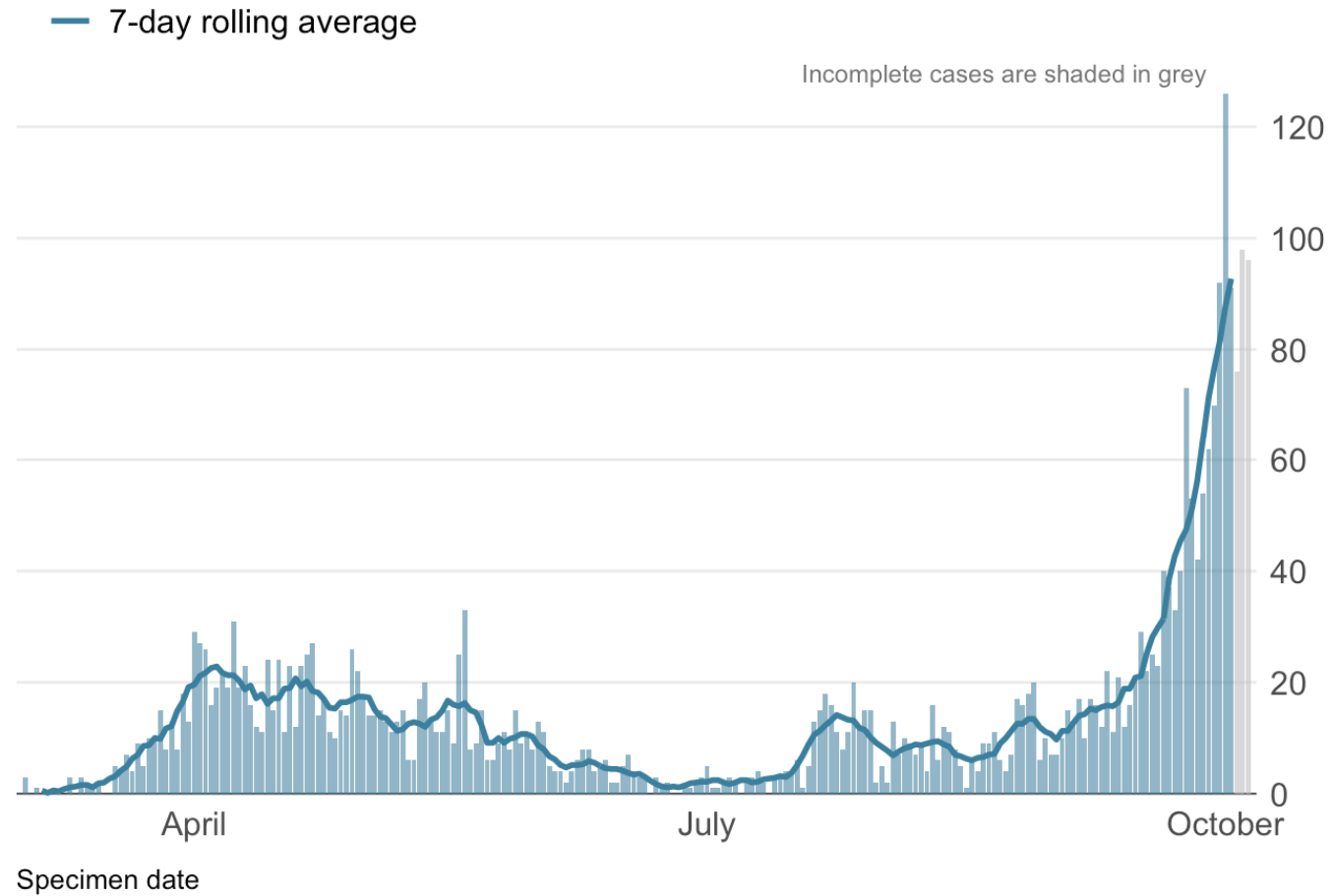
Summary

- Trafford's incidence rate is now well over 200 per 100,000 population – all but one ward have rates over 100/100,000.
- October 1st recorded the highest number of daily cases in Trafford (142), with over 100 cases per day on average in the week 30th September -6th October.
- We have seen a further increase in incidence rates among the younger population (17-21 year olds), with especially high rates being identified in 18 and 19 year olds (>3000/100,000).
- The spread of cases continue to grow in Trafford's Northern and Southern wards, however, over the past week we have seen a rise in cases within more central wards, such as Ashton upon Mersey, St Mary's and Sale Moor.
- We have little evidence to suggest high transmission of cases within schools, as the majority of cases within the younger population sits within the 18, 19 and 20 year olds.
- Overall, we are seeing high rates of confirmed cases across the whole of Trafford and in all age groups, which will require all of our population to take steps to protect themselves and others

Trend

Epidemic curve of daily confirmed new cases

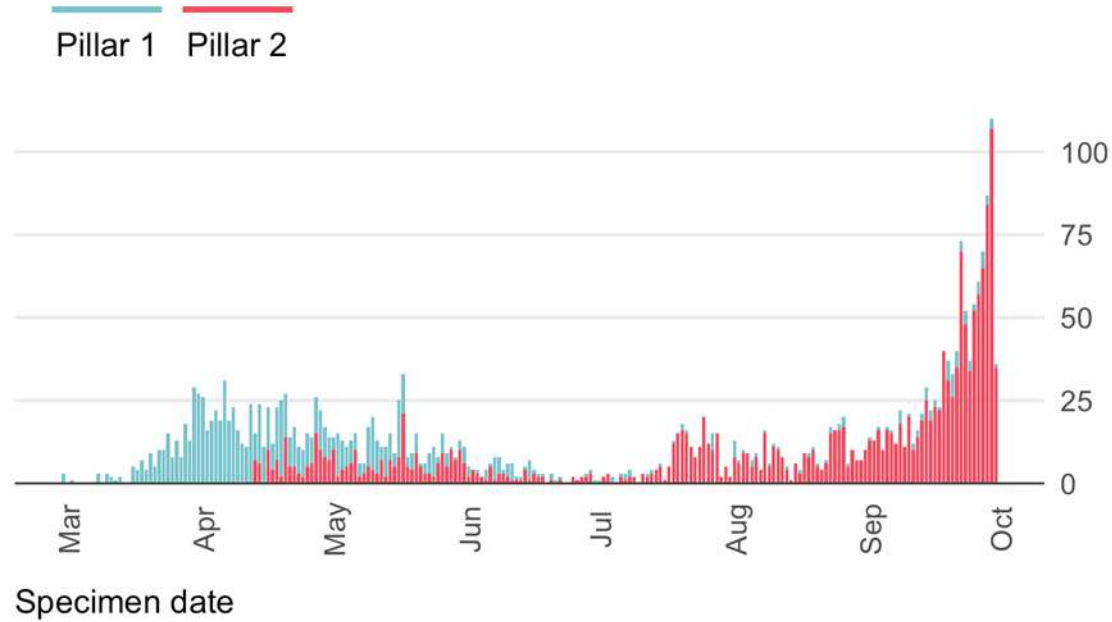
Trafford, 02 March to 05 October 2020



Pillars

Confirmed COVID-19 cases by testing pillar

Trafford, 02 March to 02 October 2020



Source: Public Health England

Triggers

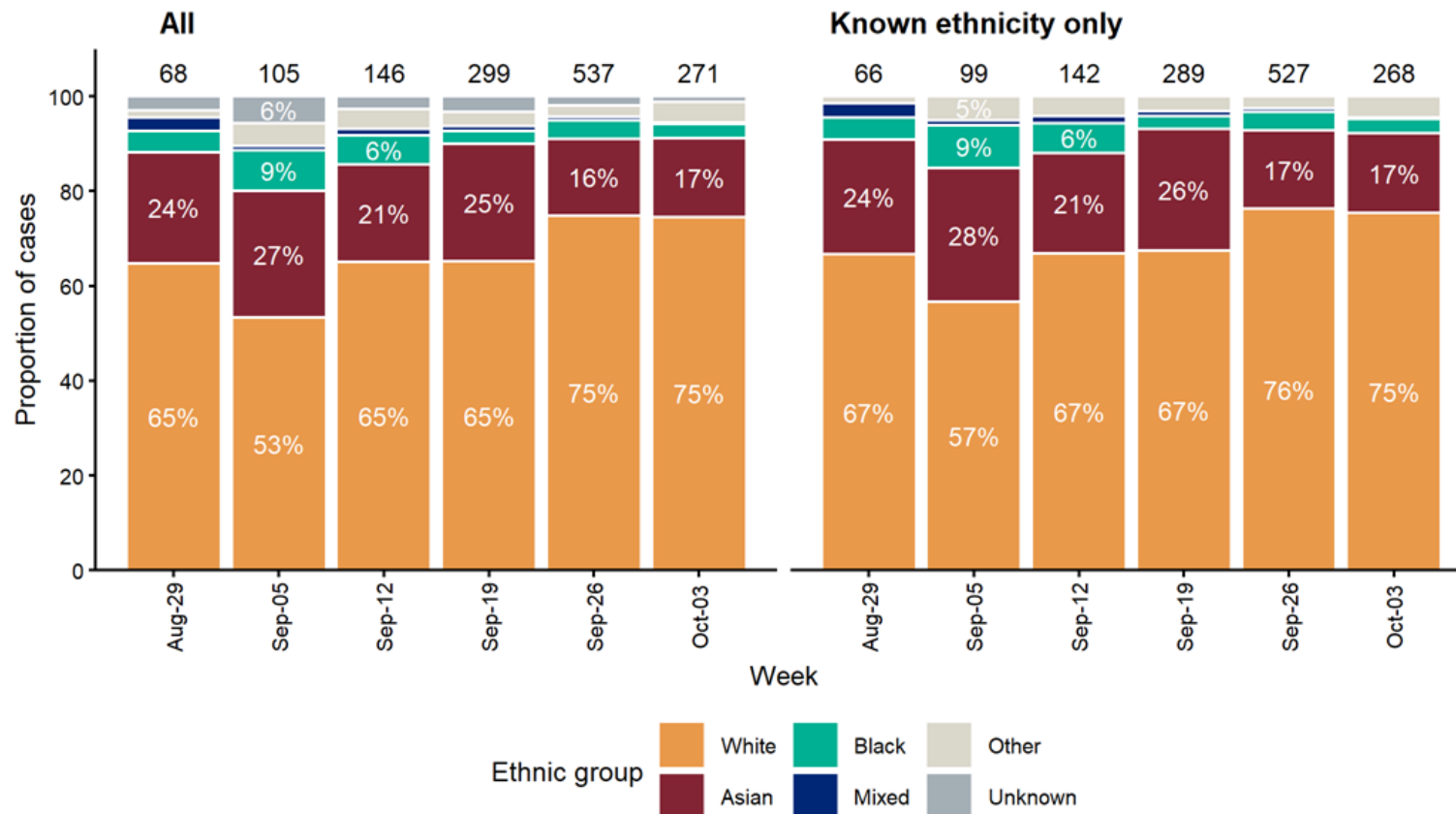
Trigger	Previous week 17 th – 23 rd September	Current week 26th September – 02 th October
Number of cases	210	580
Rate per 100,000	88.5	227.2
Test rate per 100,000 (7 day moving average)	196.1	212.6
Positivity rate	5.7%	15.3%
England average rate per 100/000	53.6 (16 th - 22 th)	120.3 (26/09- 02/10)
England average tests/100,000 (7 day moving average)	152.9	153.8
England average positivity	5%	10.3%

Ethnicity

Weekly distribution of ethnic groups among confirmed cases in Trafford, last 6 weeks

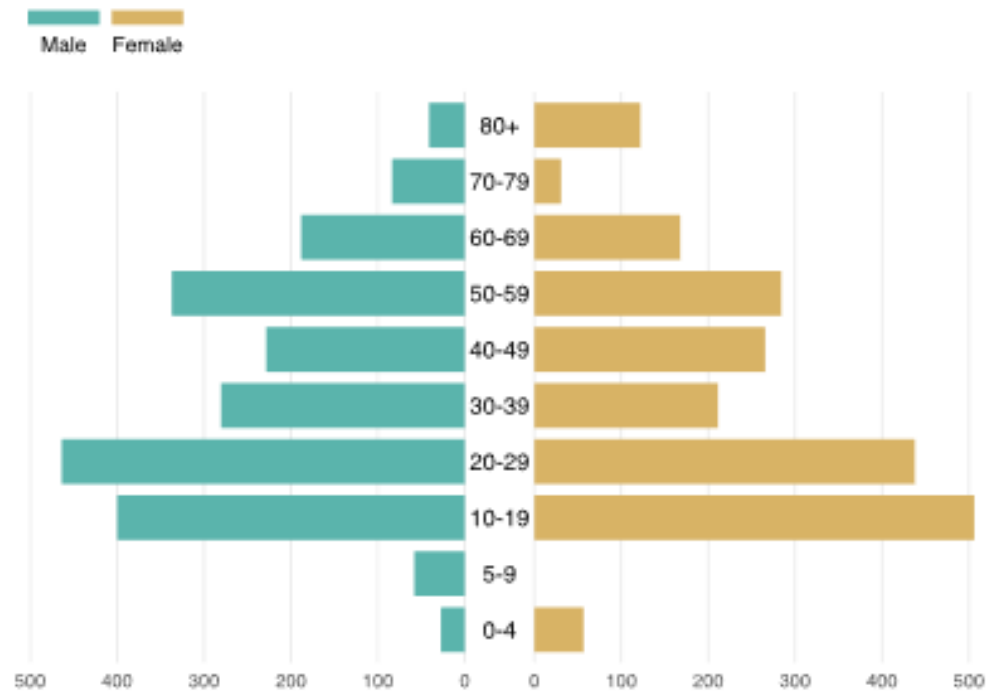
Most recent bar is 4 days subject to reporting delay, all other bars are complete 7 day periods.

7 day periods. Denominator printed on top of bars



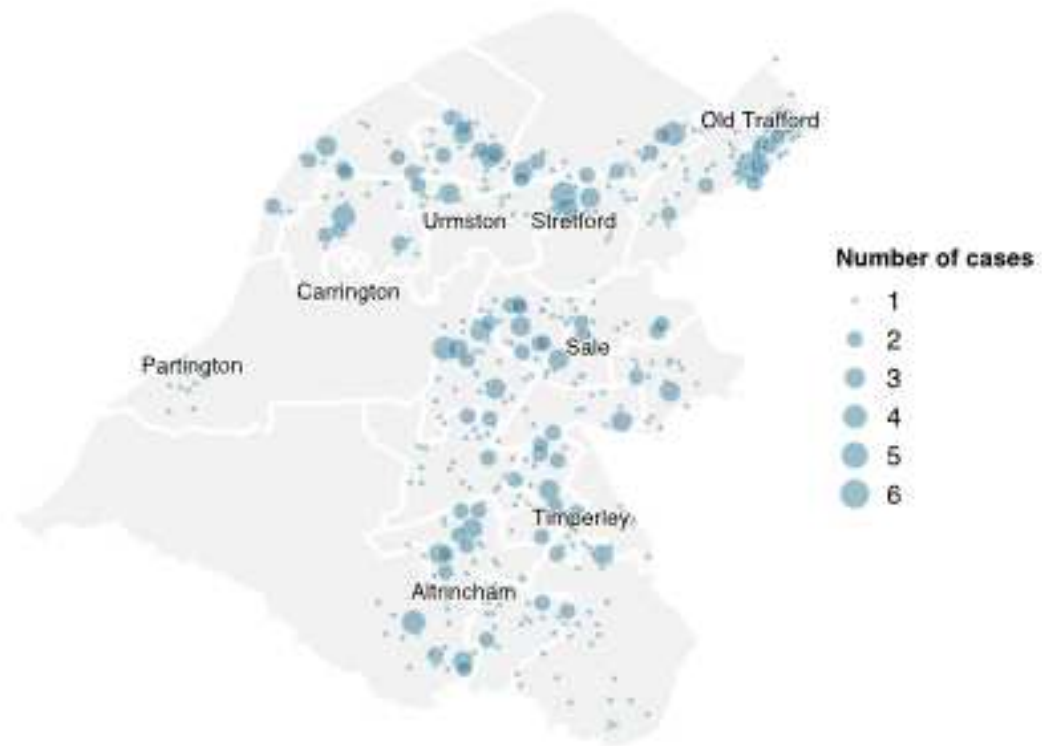
Age and gender

Incidence per 100,000 population by age and gender
Trafford, 30 September to 06 October 2020



Geography

Distribution of positive cases in Trafford
Trafford, 30 September to 06 October 2020



Trafford's 10-point plan (Aug – Sep 2020)

- Ensure that strategic and operational decisions in respect of COVID-19 are informed consistently by high quality data and intelligence
- Increase access to and uptake of testing
- Provide local contact tracing and environmental health capacity to prevent and respond to local outbreaks
- Develop and implement community engagement plans for targeted work in specific areas and with specific groups
- Further amplify key communication messages in relation to the new restrictions
- Inform and engage the hospitality sector and businesses on the new guidance and regulations. Provide advice to event organisers on COVID-19 secure guidelines.
- Continue to support residents and patients who are clinically vulnerable and respond to the evolving guidance on shielding
- Embed infection control practices across all sectors including PHE guidance, correct PPE use
- Plan now for the return of students and pupils to schools and colleges in September
- Consider the suite of contain measures currently being developed for Greater Manchester and apply them as necessary to the local situation in Trafford, ensuring collaboration with adjacent authorities

Further resources

- [COVID-19 page](#) on [Trafford Data Lab's](#) website
- [COVID-19 Resources](#) developed by [Manchester Health & Care Commissioning](#)
- Public Health England's [Coronavirus dashboard](#)
- [Our World in Data's](#) coronavirus pages